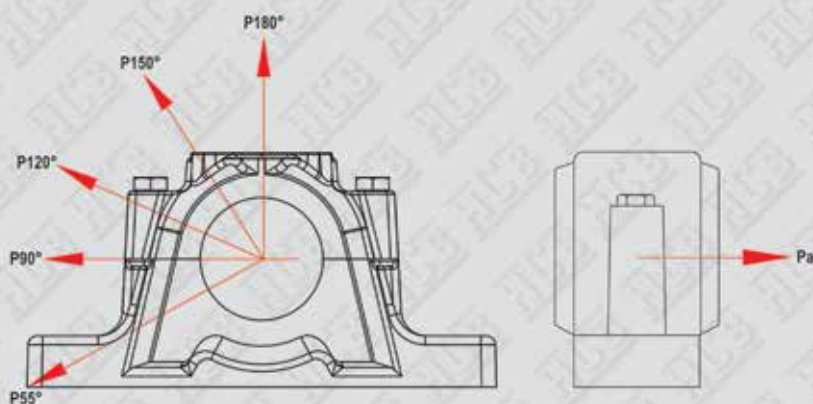




SNH 200-300

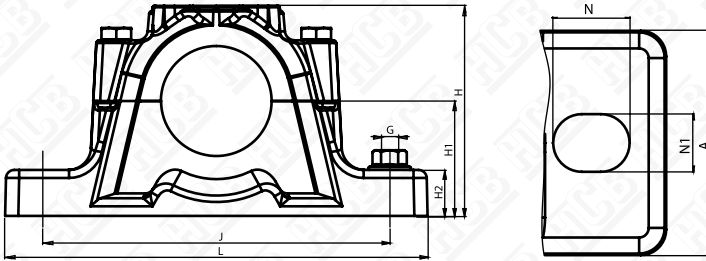




Housing		Breaking loads				
Size	P _{55°}	P _{90°}	P _{120°}	P _{150°}	P _{180°}	P _a
-	<i>kN</i>	<i>kN</i>	<i>kN</i>	<i>kN</i>	<i>kN</i>	<i>kN</i>
SNH 205	155	95	70	60	80	52
SNH 206-305	170	100	80	65	85	55
SNH 207-306	190	115	85	80	95	60
SNH 208-307	215	130	95	85	110	70
SNH 209	230	140	100	90	115	75
SNH 210-308	265	155	120	110	130	85
SNH 211-309	275	170	125	115	140	90
SNH 212-310	300	180	130	120	150	100
SNH 213-311	340	205	150	130	170	110
SNH 215-312	410	250	185	160	205	135
SNH 216-313	430	260	190	175	215	140
SNH 217	480	290	205	190	240	155
SNH 218-315	550	340	250	215	275	180
SNH 219-316	580	350	260	230	290	190
SNH 220-317	620	370	280	250	310	200
SNH 222-319	680	410	310	275	340	220
SNH 224-320	790	470	350	320	400	260
SNH 226	900	540	410	360	450	295
SNH 228	1050	630	470	430	530	345
SNH 230	1200	730	540	480	600	390
SNH 232	1450	860	640	570	720	470

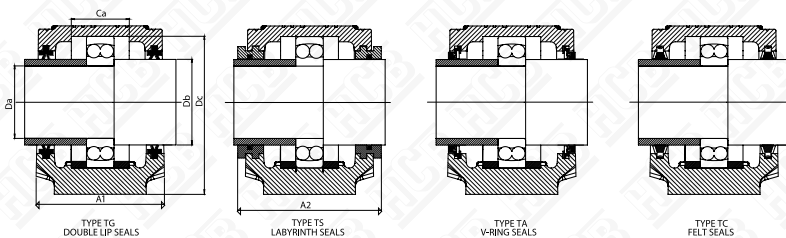


SNH 200-300



SHAFT		HOUSING	HOUSING WITHOUT SEALS	BEARING	LOCATING RING	END COVER	SEALS
Da	Db						
25	30	SNH 205	SNH 205	1205	2 frb 5/52	ASNH 205	TSN 205 G
				2205	2 frb 3.5/52		-
				22205	2 frb 3.5/52		-
				-	-		-
	30	SNH 305	SNH 206-305	1305	2 frb 7.5/62	ASNH 305	TSN 305 G
				2305	2 frb 4/62		-
				21305	2 frb 7.5/62		-
				-	-		-
30	35	SNH 206	SNH 206-305	1206	2 frb 8/62	ASNH 206	TSN 206 G
				2206	2 frb 6/62		-
				22206	2 frb 6/62		-
				-	-		-
	35	SNH 306	SNH 207-306	1306	2 frb 7.5/72	ASNH 306	TSN 306 G
				2306	2 frb 3.5/62		-
				21306	2 frb 7.5/62		-
				-	-		-
35	45	SNH 207	SNH 207-306	1207	2 frb 8.5/72	ASNH 207	TSN 207 G
				2207	2 frb 5.5/72		-
				22207	2 frb 5.5/72		-
				-	-		-
	45	SNH 307	SNH 208-307	1307	2 frb 9/80	ASNH 307	TSN 307 G
				2307	2 frb 4/80		-
				21307	2 frb 9/80		-
				-	-		-
40	50	SNH 208	SNH 208-307	1208	2 frb 10.5/80	ASNH 208	TSN 208 G
				2208	2 frb 8/80		-
				22208	2 frb 8/80		-
				-	-		-
	50	SNH 308	SNH 210-308	1308	2 frb 9/90	ASNH 308	TSN 308 G
				2308	2 frb 4/90		TSN 308 A
				21308	2 frb 9/90		-
				22308	2 frb 4/90		-

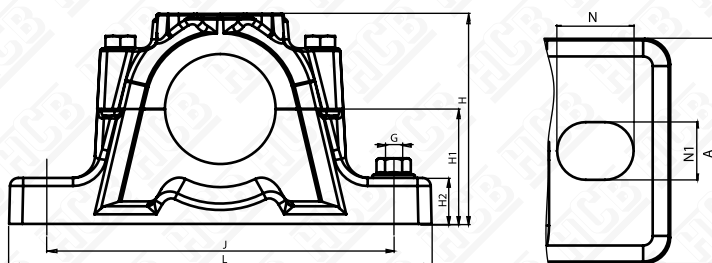
SNH 200-300



HOUSING	DIMENSIONS													
	Dc	C _a	L	J	H	H ₁	H ₂	A	A ₁	A ₂	N	N ₁	G	Kg
SNH 205	52	25	165	130	74	40	19	46	67	90	20	15	12	1,5
SNH 305	62	32	185	150	89	50	22	52	77	89	20	15	12	2,2
SNH 206	62	32	185	150	89	50	22	52	77	89	20	15	12	2,2
SNH 306	72	34	185	150	93	50	22	52	82	94	20	15	12	2,4
SNH 207	72	34	185	150	93	50	22	52	82	94	20	15	12	2,4
SNH 307	80	39	205	170	107	60	25	60	85	97	20	15	12	3,1
SNH 208	80	39	205	170	107	60	25	60	85	97	20	15	12	3,1
SNH 308	90	41	205	170	113	60	25	60	90	102	20	15	12	3,8

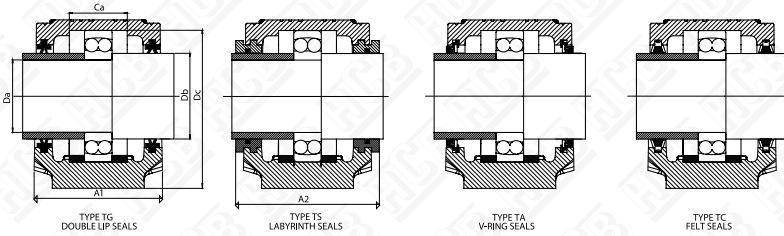


SNH 200-300



SHAFT		HOUSING	HOUSING WITHOUT SEALS	BEARING	LOCATING RING	END COVER	SEALS
Da	Db						
45	55	SNH 209	SNH 209	1209	2 frb 5.5/85	ASNH 209	TSN 209 G
				2209	2 frb 3.5/85		TSN 209 A
				22209	2 frb 3.5/85		-
				-	-		TSN 209 S
		SNH 309	SNH 211-309	1309	2 frb 9.5/100	ASNH 309	TSN 309 G
				2309	2 frb 4/100		TSN 309 A
				21309	2 frb 9.5/100		-
				22309	2 frb 4/100		-
50	60	SNH 210	SNH 210-308	1210	2 frb 10.5/90	ASNH 210	TSN 210 G
				2210	2 frb 9/90		TSN 210 A
				22210	2 frb 9/90		-
				-	-		TSN 210 S
		SNH 310	SNH 212-310	1310	2 frb 10.5/110	ASNH 310	TSN 310 G
				2310	2 frb 4/110		TSN 310 A
				21310	2 frb 10.5/110		-
				22310	2 frb 4/110		-
55	65	SNH 211	SNH 211-309	1211	2 frb 11.5/100	ASNH 211	TSN 211 G
				2211	2 frb 9.5/100		TSN 211 A
				22211	2 frb 9.5/100		-
				-	-		TSN 211 S
		SNH 311	SNH 213-311	1311	2 frb 11/120	ASNH 311	TSN 311 G
				2311	2 frb 4/120		TSN 311 A
				21311	2 frb 11/120		-
				22311	2 frb 4/120		-
60	70	SNH 212	SNH 212-310	1212	2 frb 13/110	ASNH 212	TSN 212 G
				2212	2 frb 10/110		TSN 212 A
				22212	2 frb 10/110		-
				-	-		TSN 212 S
		SNH 312	SNH 215-312	1312	2 frb 12.5/130	ASNH 312	TSN 312 G
				2312	2 frb 5/130		TSN 312 A
				21312	2 frb 12.5/130		-
				22312	2 frb 5/130		TSN 312 S

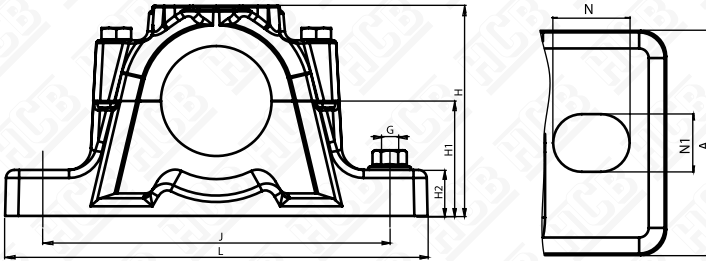
SNH 200-300



HOUSING	DIMENSIONS													
	Dc	C _a	L	J	H	H ₁	H ₂	A	A ₁	A ₂	N	N ₁	G	Kg
SNH 209	85	30	205	170	109	60	25	60	85	97	20	15	12	3,4
SNH 309	100	44	255	210	127	70	28	70	95	107	24	18	16	5,4
SNH 210	90	41	205	170	113	60	25	60	90	102	20	15	12	3,8
SNH 310	110	48	255	210	133	70	30	70	105	117	24	18	16	5,8
SNH 211	100	44	255	210	127	70	28	70	95	107	24	18	12	5,3
SNH 311	120	51	275	230	148	80	30	80	110	122	24	18	16	7,4
SNH 212	110	48	255	210	133	70	30	70	105	117	24	18	16	5,7
SNH 312	130	56	280	230	154	80	30	80	115	127	24	18	16	8,2

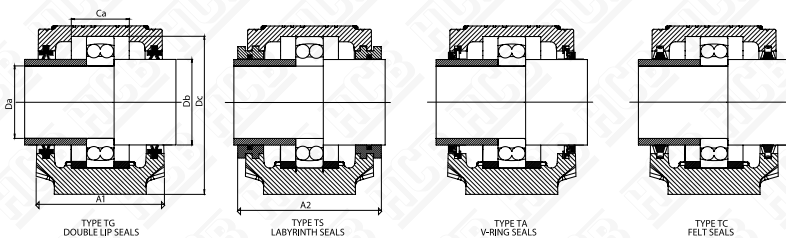


SNH 200-300



SHAFT		HOUSING	HOUSING WITHOUT SEALS	BEARING	LOCATING RING	END COVER	SEALS
Da	Db						
65	75	SNH 213	SNH 213-311	1213	2 frb 14/120	ASNH 213	TSN 213 G
				2213	2 frb 10/120		TSN 213 A
				22213	2 frb 10/120		-
				-	-		TSN 213 S
	SNH 313	SNH 216-313	1313	2 frb 12.5/140	ASNH 313	TSN 313 G	
			2313	2 frb 5/140		TSN 313 A	
			21313	2 frb 12.5/140		-	
			22313	2 frb 5/140		TSN 313 S	
70	80	SNH 314	SNH 217-314	1314	2 frb 13/150	ASNH 314	TSN 314 G
				2314	2 frb 5/150		-
				21314	2 frb 13/150		-
				22314	2 frb 5/150		TSN 314 S
75	85	SNH 215	SNH 215-312	1215	2 frb 15.5/130	ASNH 215	TSN 215 G
				2215	2 frb 12.5/130		TSN 215 A
				22215	2 frb 12.5/130		-
				-	-		TSN 215 S
	SNH 315	SNH 218-315	1315	2 frb 14/160	ASNH 315	TSN 315 G	
			2315	2 frb 5/160		TSN 315 A	
			21315	2 frb 14/160		-	
			22315	2 frb 5/160		TSN 315 S	
80	90	SNH 216	SNH 216-313	1216	2 frb 16/140	ASNH 216	TSN 216 G
				2216	2 frb 12.5/140		TSN 216 A
				22216	2 frb 12.5/140		-
				-	-		TSN 316 S
	SNH 316	SNH 219-316	1316	2 frb 14.5/170	ASNH 316	TSN 316 G	
			2316	2 frb 5/170		TSN 316 A	
			21316	2 frb 14.5/170		-	
			22316	2 frb 5/170		TSN 316 S	

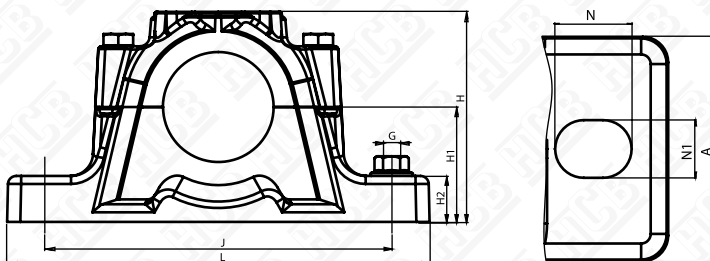
SNH 200-300



HOUSING	DIMENSIONS													
	Dc	C _a	L	J	H	H ₁	H ₂	A	A ₁	A ₂	N	N ₁	G	Kg
SNH 213	120	51	275	230	148	80	30	80	110	128	24	18	12	7,4
SNH 313	140	58	315	260	175	95	32	90	120	138	28	22	20	10,1
SNH 314	150	61	320	260	183	95	32	90	125	143	28	22	20	11,3
SNH 215	130	56	280	230	154	80	30	80	115	133	24	18	16	8,2
SNH 315	160	65	345	290	193	100	35	100	140	158	28	22	20	14,7
SNH 216	140	58	315	260	175	95	32	90	120	138	28	22	20	10,6
SNH 316	170	68	345	290	210	112	35	100	145	163	28	22	20	17

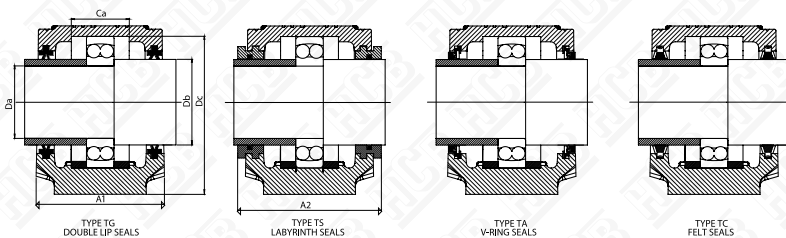


SNH 200-300



SHAFT		HOUSING	HOUSING WITHOUT SEALS	BEARING	LOCATING RING	END COVER	SEALS	
Da	Db							
85	95	SNH 217	SNH 217-314	1217	2 frb 16.5/150	ASNH 217	TSN 217 G	
				2217	2 frb 12.5/150		TSN 217 A	
				22217	2 frb 12.5/150		-	
				-	-		TSN 217 S	
	95	SNH 317	SNH 220-317	1317	2 frb 14.5/180	ASNH 317	TSN 317 G	
				2317	2 frb 5/180		TSN 317 A	
				21317	2 frb 14.5/180		-	
				22317	2 frb 5/180		TSN 317 S	
90	100	SNH 218	SNH 218-315	1218	2 frb 17.5/160	ASNH 218	TSN 218 G	
				2218	2 frb 12.5/160		TSN 218 A	
				22218	2 frb 12.5/160		-	
				-	-		TSN 218 S	
	100	SNH 318	SNH 318	1318	2 frb 15.5/190	ASNH 318	TSN 318 G	
				2318	2 frb 5/190		TSN 318 A	
				21318	2 frb 15.5/190		-	
				22318	2 frb 5/190		TSN 318 S	
	95	110	SNH 219	SNH 219-316	1219	2 frb 18/170	ASNH 219	TSN 219 G
					2219	2 frb 12.5/170		TSN 219 A
					22219	2 frb 12.5/170		-
					-	-		TSN 219 S
110		SNH 319	SNH 222-319	1319	2 frb 17.5/200	ASNH 319	TSN 319 G	
				2319	2 frb 6.5/200		TSN 319 A	
				21319	2 frb 17.5/200		-	
				22319	2 frb 6.5/200		TSN 319 S	
100	115	SNH 220	SNH 220-317	1220	2 frb 18/180	ASNH 220	TSN 220 G	
				2220	2 frb 12/180		TSN 220 A	
				22220	2 frb 12/180		-	
				23220	2 frb 4.85/180		TSN 220 S	
	115	SNH 320	SNH 224-320	1320	2 frb 19.5/215	ASNH 320	TSN 320 G	
				2320	2 frb 6.5/215		TSN 320 A	
				21320	2 frb 19.5/215		-	
				22320	2 frb 6.5/215		TSN 320 S	

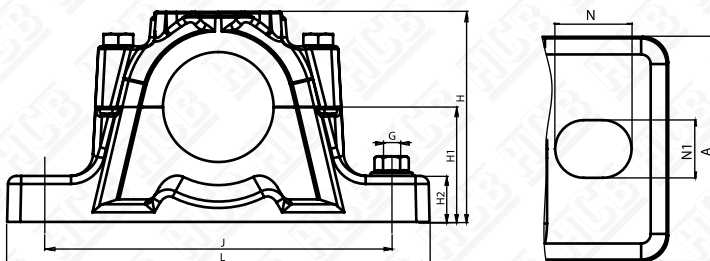
SNH 200-300



HOUSING	DIMENSIONS													
	Dc	C _s	L	J	H	H ₁	H ₂	A	A ₁	A ₂	N	N ₁	G	Kg
SNH 217	150	61	320	260	183	95	32	90	125	143	28	22	20	11,3
SNH 317	180	70	380	320	215	112	40	110	160	178	32	26	24	20,4
SNH 218	160	65	345	290	193	100	35	100	140	158	28	22	20	14,7
SNH 318	190	74	380	320	229	112	40	110	155	173	32	26	24	16,5
SNH 219	170	68	345	290	210	112	35	100	145	163	28	22	20	17
SNH 319	200	80	410	350	239	125	45	120	175	191	32	26	24	25,8
SNH 220	180	70	380	320	215	112	40	110	160	178	32	26	24	20,4
SNH 320	215	86	410	350	271	140	45	120	185	199	32	26	24	32,6

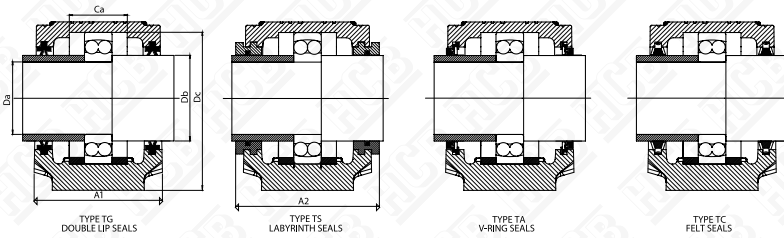


SNH 200-300



SHAFT		HOUSING	HOUSING WITHOUT SEALS	BEARING	LOCATING RING	END COVER	SEALS
Da	Db						
110	125	SNH 222	SNH 222-319	1222	2 frb 21/200	ASNH 222	TSN 222 G
				2222	2 frb 13.5/200		TSN 222 A
				22222	2 frb 13.5/200		-
				23222	2 frb 5.1/200		TSN 222 S
120	135	SNH 224	SNH 224-320	1224	2 frb 22/215	ASNH 224	TSN 224 G
				22224	2 frb 14/215		TSN 224 A
				23224	2 frb 5/215		-
				-	-		TSN 224 S
130	145	SNH 226	SNH 526-226	1226	2 frb 22/230	ASNH 226	TSN 226 G
				22226	2 frb 13/230		TSN 226 A
				23226	2 frb 5/230		-
				-	-		TSN 226 S
140	155	SNH 228	SNH 528-228	22228	2 frb 15/250	ASNH 228	TSN 228 G
				23228	2 frb 5/250		TSN 228 A
				-	-		-
				-	-		TSN 228 S
150	165	SNH 230	SNH 530-230	22230	2 frb 16.5/270	ASNH 230	TSN 230 G
				23230	2 frb 5/270		TSN 230 A
				-	-		-
				-	-		TSN 230 S
160	175	SNH 232	SNH 532-232	22232	2 frb 17/290	ASNH 232	TSN 232 G
				23232	2 frb 5/290		TSN 232 A
				-	-		-
				-	-		TSN 232 S

SNH 200-300



HOUSING	DIMENSIONS													
	Dc	C _a	L	J	H	H ₁	H ₂	A	A ₁	A ₂	N	N ₁	G	Kg
SNH 222	200	80	410	350	239	125	45	120	175	191	32	26	24	25,8
SNH 224	215	86	410	350	271	140	45	120	185	199	32	26	24	32,6
SNH 226	230	90	445	380	290	150	50	130	190	208	35	28	24	40,2
SNH 228	250	98	500	420	302	150	50	150	205	233	42	35	30	50,8
SNH 230	270	106	530	450	323	160	60	160	220	241	42	35	30	59,7
SNH 232	290	114	550	470	344	170	60	160	235	254	42	35	30	69